

Kelley Polyurethane Insulated Sectional Doors

KU2042, KU2742, KU2741



Kelley KU2741

Kelley KU2042, KU2742 and KU2741 are our top-of-the-line, high R-value sectional doors. Constructed using 2" or 1-3/8" foamed-in-place polyurethane insulation which creates a strong monolithic panel that is energy efficient. The Kelley KU2042 has a 20-gauge steel front skin that provides a perfect option for heavy industrial applications. Each model is secured with standard 14-gauge, galvanized steel hinges. The interior skin of each section has two continuous horizontal 20-gauge reinforcing strips. The section joint is thermally broken and chemically bonded with a pressure-sensitive adhesive sealant. An EPDM rubber weather seal further enhances the performance of the joint.



Kelley KU2742

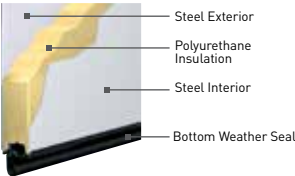
CONSTRUCTION

R-Value 19.40 Kelley KU2042
Extra Heavy-duty, 2" 20-gauge foamed-in-place door

R-Value 19.40 Kelley KU2742
Heavy-duty, 2" foamed-in-place door

R-Value 14.46 Kelley KU2741
Medium-duty, 1-3/8" foamed-in-place door

TRIPLE-LAYER Steel + Insulation + Steel



Track: All doors are available with both 2" or 3" track in Standard Lift, High Lift, Vertical Lift, Low Headroom, and Follow the Roof Pitch. Custom track configurations are also available. For drawings and more information, please visit www.kelleyentrematic.com.

Springs: Torsion springs are oil tempered, helical wound and custom computed for each door for a minimum 10,000 cycle life. Optional springs are available up to 100,000 cycle life.

Hardware: Hardware includes minimum 14-gauge galvanized steel hinges and 13-gauge galvanized steel track brackets. All rollers have minimum 10-ball bearings.

SPECIFICATIONS	Extra Heavy-duty	Heavy-duty	Medium-duty
	Kelley KU2042	Kelley KU2742	Kelley KU2741
STEEL THICKNESS (Front/Back)	20-ga / 27-ga	27-ga / 27-ga	20-ga / 25-ga
PANEL DESIGN	Flush	Pencil Groove	Pencil Groove
STEEL EMBOSSMENT	Stucco	Stucco	Stucco
DOOR THICKNESS	2" (5.1cm)	2" (5.1cm)	1-3/8" (3.5cm)
CONSTRUCTION LAYERS	Triple	Triple	Triple
INSULATION ¹	Polyurethane	Polyurethane	Polyurethane
R-VALUE ²	19.4	19.4	14.46 ^{2A}
MINIMUM WIDTH	5'	5'	5'
MAXIMUM WIDTH	32' 2"	32' 2"	18' 2"
MINIMUM HEIGHT	7'	7'	7'
MAXIMUM HEIGHT	24' 1"	24' 1"	14' 1"
PASS DOOR	•	•	
WIND LOAD ³ AVAILABLE	•	•	•
PAINT FINISH WARRANTY ⁴	10 Years	10 Years	10 Years
WORKMANSHIP/HARDWARE WARRANTY ⁴	1 Year	1 Year	1 Year

¹ Insulation has passed self-ignition, flamespread and smoke developed index fire testing.
² Calculated door section R-value is in accordance with DASMA TDS-163.
³ It is your responsibility to make sure your garage door meets local building codes.
⁴ For complete warranty details, visit kelleyentrematic.com or contact your local Kelley dealer.
^{2A} Based on independent laboratory test results

OPTIONAL PASS DOOR



Available for Kelley KU2742 and Kelley KU2042 in door sizes up to 16' 2" wide x 16' tall. Wind Load option not available.

Door Latch (Interior View)


PANEL OPTIONS




PENCIL GROOVE WITH STUCCO EMBOSSMENT
KU2042 is Flush with stucco embossment.



ALUMINUM FULL VIEW*



PERFORATED ALUMINUM†
0.312" square perforations on 1/2" centers



LOUVERED ALUMINUM*
7 columns of 12 3/4" vents on a 4' x 24" panel

†Mill finish only. Custom powder coat available Summer 2015
 *Available in all Aluminum color options for Kelley KU2742 and Kelley KU2042 only

STEEL COLORS

Kelley steel doors are pre-painted; for custom colors, exterior latex paint must be used. Visit kelleyentrematic.com for instructions on painting. Actual paint colors may vary from samples shown.



WHITE



SANDTONE
Kelley KU2742 only



COMMERCIAL GRAY
Kelley KU2742 only



COMMERCIAL BROWN
Kelley KU2742 only

KU2742 and KU2741 use a brighter tone of white color than KU2042.

ALUMINUM COLORS

Actual color may vary from sample shown.



CLEAR ANODIZED



ANODIZED DARK BRONZE



ANODIZED BLACK



WHITE POWDER COAT

WINDOW OPTIONS



26" x 13" DOUBLE INSULATED ACRYLIC WINDOWS WITH BLACK FRAME



24" x 6" DOUBLE INSULATED ACRYLIC WINDOWS WITH BLACK FRAME



24" x 12" INSULATED GLASS
Available with either a black or white frame.

ENTRE/MATIC

Entrematic
165 Carriage Court
Winston-Salem, NC 27105
800.558.6960
www.kelleyentrematic.com



Entrematic reserves the right to change specifications and designs without notice and without incurring obligations. Entrematic products may be the subject of one or more U.S. and/or foreign, issued and/or pending, design and/or utility patents. Kelley as word and logo are registered trademarks belonging to Entrematic Group AB or other companies controlled by the same organization. All rights reserved.